



**LET THE DRYWALL BE YOUR CANVAS**



Reveal Wall Wash



**LET THE DRYWALL BE YOUR CANVAS**



Reveal Wall Wash



**LET THE DRYWALL BE YOUR CANVAS**



Reveal Wall Wash



**LET THE DRYWALL BE YOUR CANVAS**



Reveal Wall Wash





(1) RVWW-10WDC-7FT-30K  
(1) PSB-100W-ELV-24VDC

Reveal Wall Wash



(1) RVWW-7WDC-6FT-27K  
(1) PSB-60W-ELV-24VDC

Reveal Wall Wash



**Description:** Reveal Wall Wash is a plaster-in, dimmable LED system that mounts within a 5/8" drywall ceiling 24" away from projected wall. System mounts directly to studs or between studs without joist modification. Multiple runs of channel mount seamlessly together, and may wrap inside corners to wash surrounding walls with uniform controlled illumination up to 95+ CRI. Fixture may be ordered in 5, 7, or 10 watts per ft. and requires a separate power feed every 100 watts. Channel is sold in 1 foot increments and may be field-cut to any length. LED Soft Strip may be cut every 2.4 inches. Fixture includes a 5 year warranty. Patent pending.

**Design Notes:** Wall Wash segments link seamlessly to provide uniform illumination on walls and in corners. A separate power feed is required every 20 feet (5WDC), 13 feet (7WDC), or 10 feet (10WDC).

**Applications:** Indoor Only — Wall wash, general lighting and retail applications

**Lamp:**

| Watts per Foot | Lumens per Watt | Lumens per Foot | 85+CRI<br>24k, 35K, 40K, 57K | 95+CRI<br>27K, 30K | RGB |
|----------------|-----------------|-----------------|------------------------------|--------------------|-----|
| 5WDC           | 51              | 210             | •                            | •                  | •   |
| 7WDC           | 48              | 320             | •                            | •                  |     |
| 10WDC          | 46              | 411             | •                            | •                  |     |

Lumen values are based on the 3000K LED test.

**Average Lamp Life:** 50,000 hours

**Power Supply: White LED system, compatible Electronic Low Voltage Dimming (ELV) 120-277VAC input:** PSB-60W-ELV-24VDC (24VDC 60W output) | PSB-100W-ELV-24VDC (24VDC 100W output) | PSB-2X100W-ELV-24VDC (24VDC 2X100W output).

**White LED system, compatible 0-10 Volt Dimming (010) 120-277VAC input:** PSB-96W-010-24VDC (24VDC 96W output) | PSB-2X96W-010-24VDC (24VDC 192W output).

**In Wall Mounting Kits:** PSC-IW-KIT1 (96W or 100W) | PSC-IW-KIT2 (2X96W or 2X100W).

**RGB LED System:** Remote RGB Power supply with DMX Driver 100W: 120-277VAC input; 200W and 400W: 120/240VAC input PSB-100W-24VDC-RGB (24VDC 100W output) | PSB-200W-24VDC-RGB (24VDC 200W output) PSB-400W-24VDC-RGB (24VDC 400W output)

**Dimming and Control:** White LED system dimmable with 0-10V dimmer using power supplies above. Radio Ra2 (with GRX-TVI), Grafik Eye Qs (with GRX-TVI), Diva (with PP20); Nova T; Philips: Sunrise SR1200ZTUNV; Leviton: IP710-DL. RGB LED system - Touch Screen Controller with Power Supply (CTP), or Color Dial Controller with Power Supply (CDP).

**Included Components:** Reveal Wall Wash channels, LED Soft Strip, Reveal Wall Wash Junction Boxes and all mounting hardware.

**REVEAL, WALL WASH 24VDC ORDERING CODES**

**REVEAL WALL WASH CHANNEL**

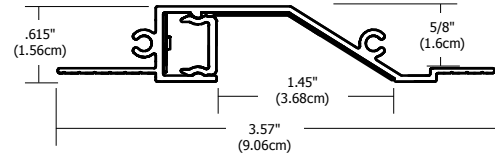
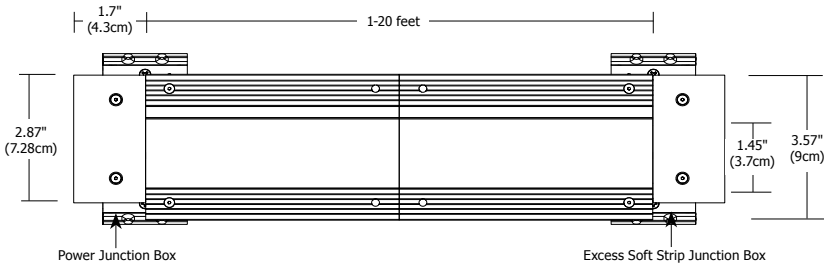
| System                       | Wattage                    | Length in Feet   | Color Temperature                            |
|------------------------------|----------------------------|------------------|--|
| <b>RVWW</b>                  | <b>5WDC</b>                | <b>20FT</b>      | <b>27K</b>                                   |
| <b>RVWW</b> Reveal Wall Wash | <b>5WDC</b> 5 Watts/Foot   | 1-20 Feet        | <b>24K</b> 2400K Amber White                 |
|                              | <b>7WDC</b> 7 Watts/Foot   | 7WDC Up to 13ft  | <b>27K</b> 2700K Very Warm White             |
|                              | <b>10WDC</b> 10 Watts/Foot | 10WDC Up to 10ft | <b>30K</b> 3000K Warm White                  |
|                              |                            |                  | <b>35K</b> 3500K Neutral White               |
|                              |                            |                  | <b>40K</b> 4000K Cool White                  |
|                              |                            |                  | <b>57K</b> 5700K Daylight White              |
|                              |                            |                  | <b>RGB</b> Red, Green and Blue (5 Watt Only) |

**REVEAL WALL WASH CONNECTOR**

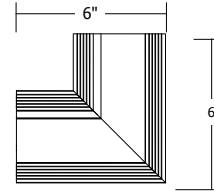
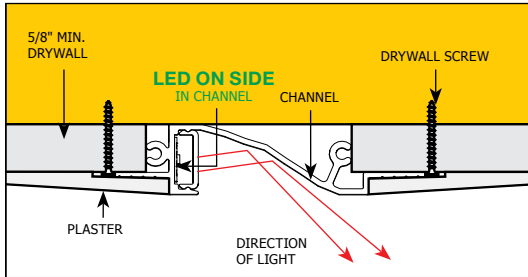
| System                       | Connector                     |
|------------------------------|-------------------------------|
| <b>RVWW</b>                  | <b>L</b>                      |
| <b>RVWW</b> Reveal Wall Wash | <b>L</b> L Corner             |
|                              | <b>CFJB</b> Center Feed J Box |

|         |  |              |  |      |  |
|---------|--|--------------|--|------|--|
| COMPANY |  | FIXTURE TYPE |  | DATE |  |
| PROJECT |  | APPROVED BY  |  |      |  |

Product specification subject to change without notification. REV. 07.18.14

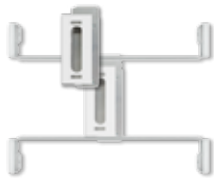


**SIDE VIEW**



**RVWW-L**  
Reveal Wall Wash  
Channel L- Connector  
LED not included

**INCLUDED COMPONENTS**



**REVEAL JUNCTION BOXES**

**Power Junction Box:** Slim profile junction box mounts behind drywall. Low voltage DC wires from remote power supply connect to LED wires. Junction box opening covered by Reveal Wall Wash Channel.

**Excess Soft Strip Junction Box:** Prevent dark spots at end of run by tucking excess LED Soft Strip safely behind wall.



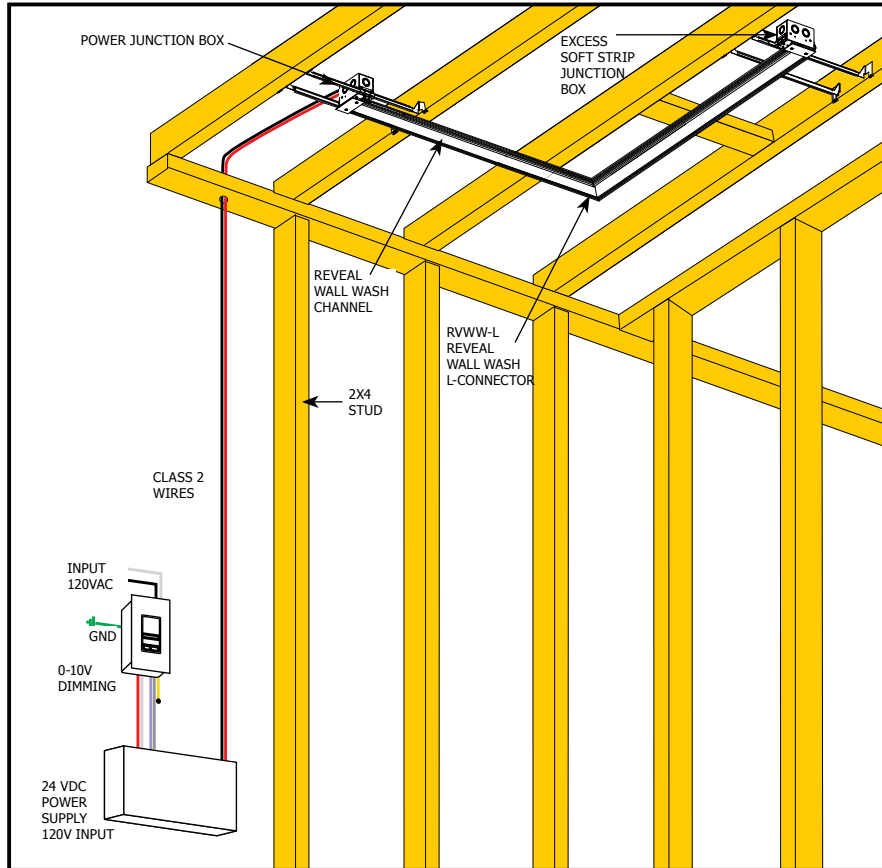
**LED SOFT STRIP**

Commercial grade white or RGB LED Soft Strip. See Lamp data on page 1 of spec sheet for additional details.

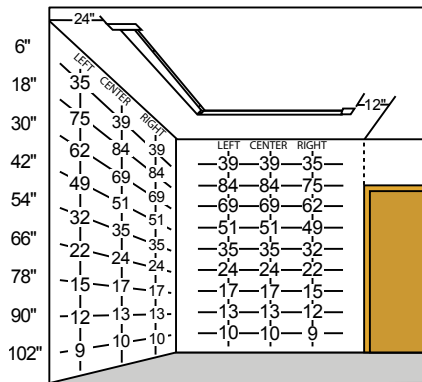
|         |  |              |  |      |  |
|---------|--|--------------|--|------|--|
| COMPANY |  | FIXTURE TYPE |  | DATE |  |
| PROJECT |  | APPROVED BY  |  |      |  |

Product specification subject to change without notification. REV. 07.18.14

**REVEAL WALL WASH APPLICATION**



**REVEAL WALL WASH FOOT CANDLE CHART**  
SHOWN WITH 7 WATT 3000K



|         |  |              |  |      |  |
|---------|--|--------------|--|------|--|
| COMPANY |  | FIXTURE TYPE |  | DATE |  |
| PROJECT |  | APPROVED BY  |  |      |  |

Product specification subject to change without notification. REV. 07.18.14